




Art.-Nr: ILDL423SC
Emergency light Self-contained
Surface mounting, SelfControl (SC), 3 h, , IP40,
Polycarbonate, White

The LED safety luminaire IL with its unobtrusive design is a real all-rounder. It is equipped for virtually all requirements and always provides the right solution. Since the status LED is fitted in the lens, the harmony of the discreet housing is not interrupted. The innovative integrated lens holder with a rapid fitting fixture permits the flexible use of various lens types depending on the specific application. A round lens and hall lens are supplied with every luminaire, allowing it to be adapted perfectly to the respective mounting situation.

The IL surface-mounted luminaire comprises just 2 parts; the ceiling section contains the mains supply terminals. The actual luminaire is mounted without the need for tools and is free of mains voltage upon disassembly.

Automatic monitoring of safety luminaire with SelfControl. The innovative integrated lens holder with a rapid fitting fixture permits the flexible use of various lens types. Using the right lens allows the distribution of light to be matched perfectly to the application and simplifies illumination which satisfies all relevant standards. A round lens and hall lens are supplied with every luminaire, allowing it to be adapted perfectly to the respective mounting situation. Other lenses, such as a spotlight lens, beam lens or H lens, are available as options.



More information
www.rp-group.com/en/item/ILDL423SC



TECHNICAL DATA

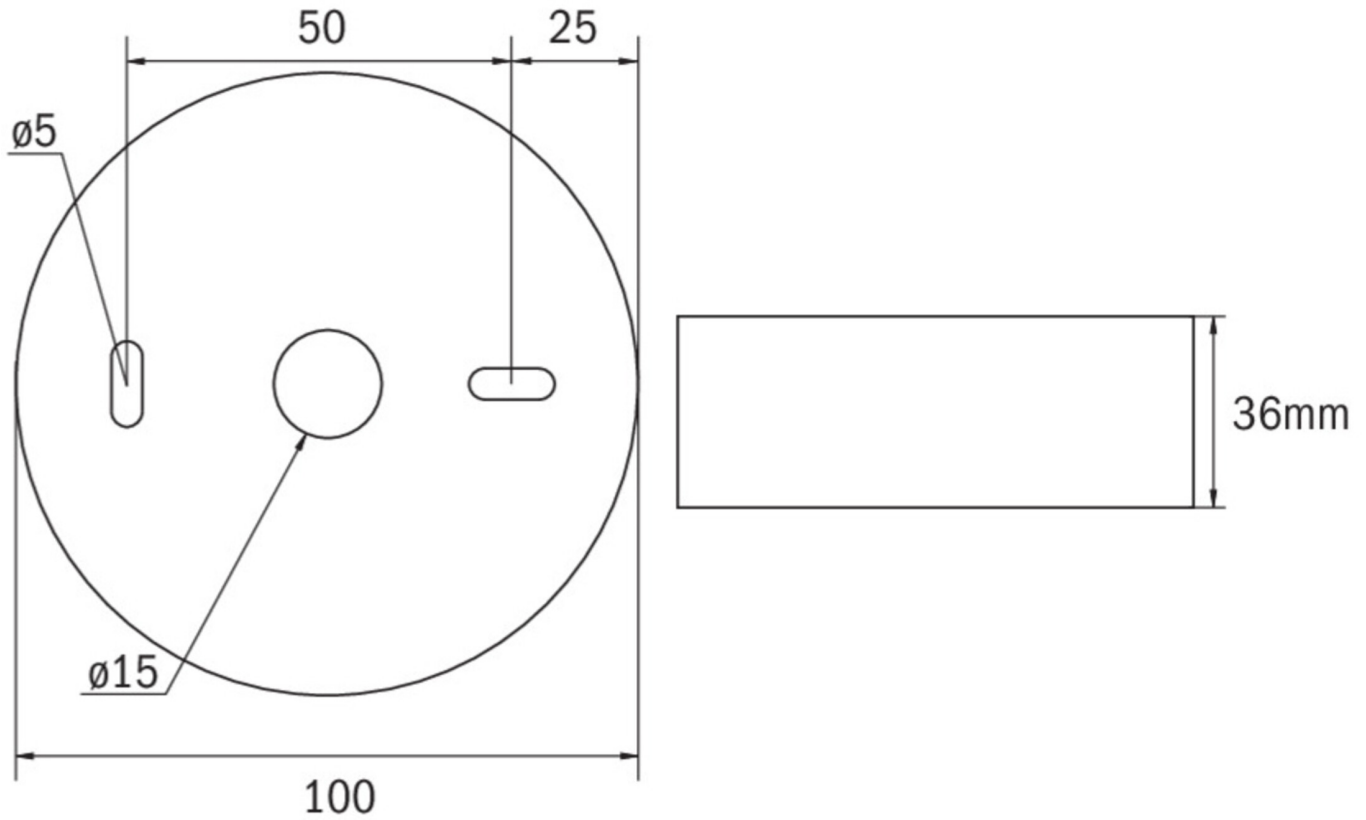
Luminaire type	Emergency light
Mounting	Surface mounting
Illuminant	LED
Housing material	Polycarbonate
Housing color	White
Protection type (IP)	IP40
Impact resistance (IK)	≥ 3
Certification	WEEE, CE, 5 years warranty
Insulation class	2
Supply	Self-contained
Monitoring	SelfControl (SC)
Bridging time	3 h



Battery	LiFePO4 3,2 V/3,3 Ah
Operating mode	Non-maintained / maintained
Input voltage AC	230 V
Input frequency	50 / 60 Hz
Power max.	3 W
Power maintained	1,9 W
Power non-maintained	0,2 W
Ambient temperature maintained mode	-5 °C to 40 °C
Ambient temperature non-maintained mode	-5 °C to 40 °C
Height	36 mm
Diameter	100 mm
Weight	0.19
Weight incl. packaging	0.23
Connection cross-section	2.5 mm ²
Switching input	Yes
Emergency light blocking	No
Battery connection	Connector
Dimming function	Yes
Luminous flux mains	130 lm
Luminous flux emergency	250 lm
Customs tariff number	94056120
GTIN	4260682155672



TECHNICAL DRAWING










ACCESSORY LIST

- ILD-APA-02 - IL surface-mounted adapter
- IL-IK10-AZ -
- IL-IK10-W -
- ILDE - Mounting frame
- ILB1 - IL top part
- ILB2 - IL top part
- BALLPLX-ILD - Wire mesh surround
- IL-IP65-K - Surface-mounted housing
- LSYS-B4 -
- LSYS-F4 -
- LSYS-R4 -
- LSYS-S4 -
- LSYS-WD4 -



RELATED PRODUCTS

Art.-No.	Image	Monitoring	Supply	Color	Investment	Automatic log	Maintenance level	Remote maintenance	max. luminaires	Single luminaire monitoring
ILD423SC-SW		SelfControl (SC)	Single battery	RAL 9005	€	no	high	no	unlimited	itself
ILD423WL		Wireless Professional (WL)	Single battery	RAL 9003	€€	yes	low	yes	1,000 per system	central
ILD423WL-SW		Wireless Professional (WL)	Single battery	RAL 9005	€€	yes	low	yes	1,000 per system	central
ILD423SC-3P		SelfControl (SC)	Single battery	RAL 9003	€	no	high	no	unlimited	itself
ILD423SC-SW-3P		SelfControl (SC)	Single battery	RAL 9005	€	no	high	no	unlimited	itself
ILD423WL-3P		Wireless Professional (WL)	Single battery	RAL 9003	€€	yes	low	yes	1,000 per system	central
ILD423WL-SW-3P		Wireless Professional (WL)	Single battery	RAL 9005	€€	yes	low	yes	1,000 per system	central

As of: 22.01.2026 - Subject to technical changes and errors.